









LEGEND










PLAYGROUND STRUCTURES

-  LG COMP COMPOSITE STRUCTURE
-  SWINGSET - 1 BAY
-  SWINGSET, TOT SWINGS - 1 BAY
-  MISCELLANEOUS PLAY STRUCTURE
-  8' WHIRL - METAL
-  FUN FONE

SIGNS

-  RULES
-  RESTROOMS

SITE AMENITIES

-  BENCH - 6' METAL, VINYL-COATED
-  LIGHT POLE - VARIOUS FIXTURES
-  WATER FOUNTAIN
-  BIKE RACK
-  CHAINLINK FENCE
-  PLANTING BED
-  VEGETATION
-  ZONE BOUNDARY
-  ENTRANCE OR GATE